

How is BaySystems Spray Foam Installed?




Surface Preparation.

On existing built-up roofs, loose gravel and dirt are removed by power brooming and vacuuming. If necessary, blisters and saturated areas of the existing roof are removed. Sandblasting and / or priming are applied to metal surfaces as required. Most roofing surfaces are also primed prior to foaming.



Polyurethane Foam Application.

Polyurethane foam is applied with a two component proportioning machine. This provides mixing of the components in the spray gun. The foam is applied as a liquid and rises in a matter of seconds. Within minutes, the surface is firm enough to be walked upon. The roof is sprayed to the design thickness. Flashings, penetrations and parapet walls are sprayed to form one monolithic surface. Depressions due to roof sagging can be built up by spraying to facilitate proper drainage.



Elastomeric Coating.

After curing of the foam surface, an elastomeric, weather resistant coating is applied. To ensure uniform coverage, two or more coats are normally applied. These coatings are designed to withstand water, ultraviolet radiation and normal wear for many years of service. The use of a white coating further reduces heat load and thermal stresses in the structure.



The Polyurethane Spray Foam roofing and insulating system.

Stops Leaks

Minimal/Simplified Maintenance

Pays For Itself In Energy Savings

The Most Efficient Commercial Insulation

A Proven Roofing And Insulation System In Use For Over 35 Years



BaySystems NorthAmerica, LLC

P.O.Box 1509 • Spring, TX 77383 • Phone: 800-221-3626 • www.bsna.com

The information and data presented herein is to assist customers and specifiers and is believed to be reliable. Suggestions of uses should not be taken as inducements to infringe on any particular patent. The seller makes no representation or warranty either expressed or implied as to merchantability, fitness for a particular purpose, or any other matter.



BaySystems NorthAmerica, LLC



BaySystems Spray Foam

The versatile roofing and insulating system.

What is a Polyurethane Spray Foam System?

Polyurethane foam is produced by a chemical reaction of a polyol and an isocyanate, in the presence of catalysts and other additives. The result is a rigid plastic that expands during the curing process and becomes a seamless layer of closed cell foam.

The "system" includes preparation of the substrate, as well as application of the foam and the elastomeric coating. This coating produces a weather resistant surface that can be walked upon for normal maintenance.



Polyurethane spray foam is self flashing on penetrations and walls.

What are 10 advantages of Polyurethane Spray Foam?

1 It's Versatile.

Polyurethane foam can be applied to surfaces with irregular shapes and penetrations. Applications include tanks, pipes, cold storage rooms and flotation devices. It's especially suited for roofing, as many applications can be made over the existing roof. This can eliminate the need for costly tear-off of the old roof.

2 It Stops Leaks and is Weather Resistant.

Polyurethane foams form monolithic, self-flashing surfaces which effectively seal against leaks. Further protection comes from the weather resistant, elastomeric coating applied over the foam. The foam can be sprayed with slope to drains, facilitating water removal.

3 It Adheres to Most Surfaces.

A seamless layer of foam is fully adhered to the substrate-horizontal or vertical-and withstands high wind stresses.

4 It Reduces and Simplifies Roof Maintenance.

The applied polyurethane foam system usually requires no maintenance. If damaged, caulking is sufficient for repair in most cases.




Polyurethane spray foam is especially suited to complex roofs.

5 It Provides Superior Insulating Efficiency.

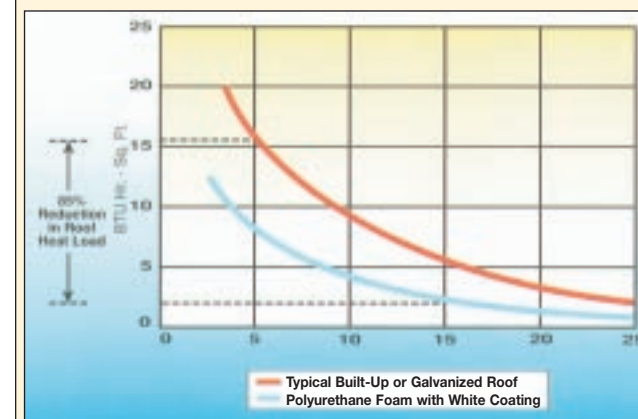
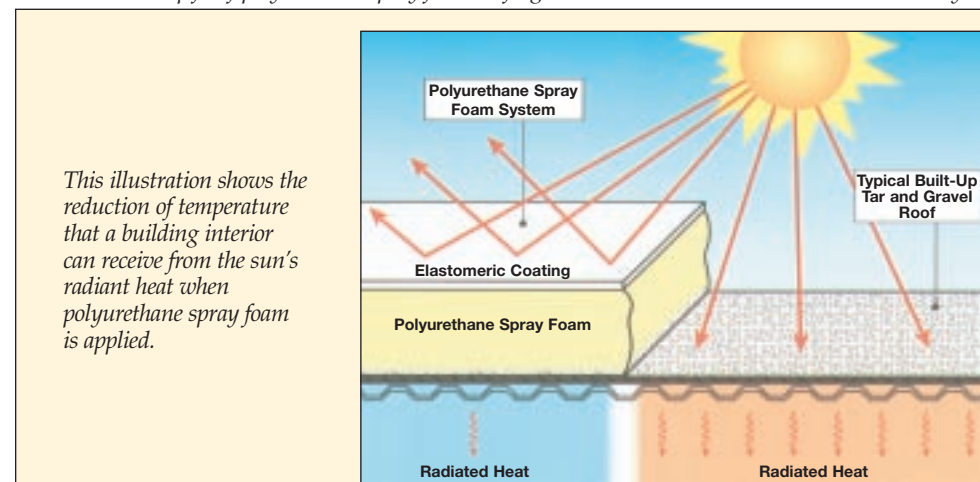
Polyurethane foam is the most efficient form of thermal insulation commercially available. The systems usually pay for themselves in 2 to 6 years in energy savings.

6 It Reduces Building Movement.

By placing the insulation on the outside, the foam system reduces building movement and thermal shock.



Over 8 million sq. ft. of polyurethane spray foam roofing has been installed at Texas A&M University.



7 It's Lightweight.

Complete polyurethane foam systems are typically many times lighter than tar and gravel roof systems. When applied to an existing roof, the loose ballast removed usually weighs more than the replacement foam system. This results in the new roof being lighter than the original.

8 It's UL Listed and FM approved.

BaySystems spray foams are listed under UL 790* and UL 723*. UL 790 roofing systems are listed Class A over non-combustible decks and Class B over combustible decks.

*This numerical flame-spread rating is not intended to reflect hazards presented by this or any other material under actual conditions. Note: Polyurethane foam is an organic material and will burn if exposed to enough heat and oxygen. For interior building surfaces, building codes require an approved thermal barrier.

9 It's Asbestos and Formaldehyde Free.

BaySystems foams contain no asbestos or formaldehyde.



A petroleum storage tank on the Gulf Coast is insulated and protected by BaySystems spray foam.

10 It's A Proven Roofing and Insulating System.

Polyurethane spray foam systems have been applied successfully for over 35 years.

Why Should You Use BaySystems Spray Foam?

Our Experience.

In 1937 Bayer invented polyurethane.



A Minnesota roundhouse is insulated and protected by BaySystems spray foam.

Our Reputation for Product Quality.

Our philosophy is to provide consistent, quality products. We start by using quality raw materials from stable sources. All ingredients are accurately weighed and blended to assure uniformity from batch to batch. All batches are quality control tested for conformity to specifications before they leave the blend tanks.

Our Customer Oriented Service.

At BaySystems, we're proud of our ability to respond quickly to our customers' needs. Our polyurethane foam is shipped from coast to coast in refrigerated trailers, when necessary, to ensure that the materials are not overheated during transit.